

## USD HEDGED MULTI-CURRENCY FIXED INCOME SOLUTION

31 AUGUST 2021

### Key Facts

#### Style

Low Risk Strategy

#### Benchmark

ICE BofA 1-3 Year G7  
Excluding Italy  
Government Index  
USD Hedged

#### Strategy

Active Duration and  
Credit Management

#### Inception Date

November 2007

#### Currency

USD

### Risk Measures <sup>(b)</sup>

#### Volatility

*Benchmark* 0.73

*Portfolio* 0.57

Beta 0.74

Tracking Error 0.26

Information Ratio 0.76

Sharpe Ratio 1.22

Visit

[www.caiml.com](http://www.caiml.com)

Call

+44 (0)20 3903 2500

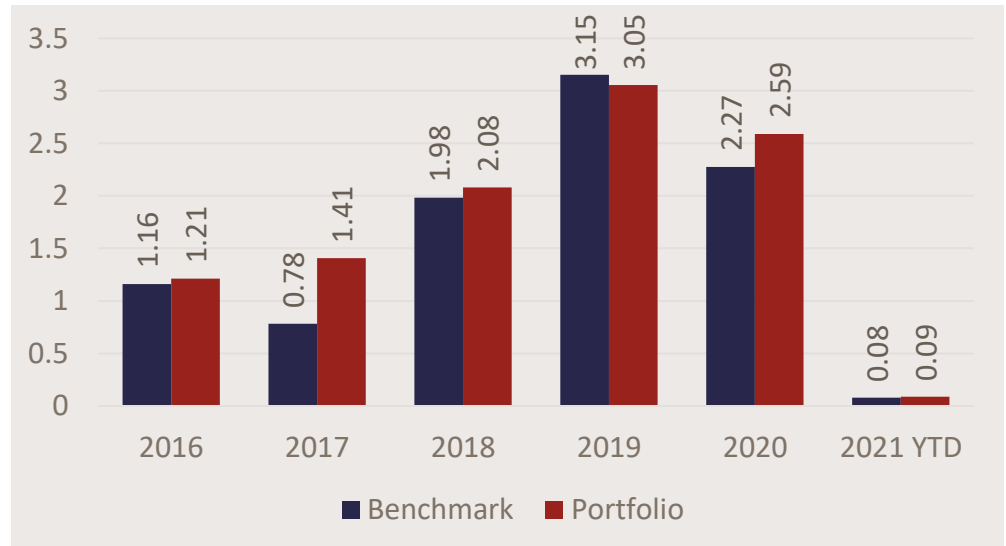
Email

[caimlenquiries@caiml.com](mailto:caimlenquiries@caiml.com)

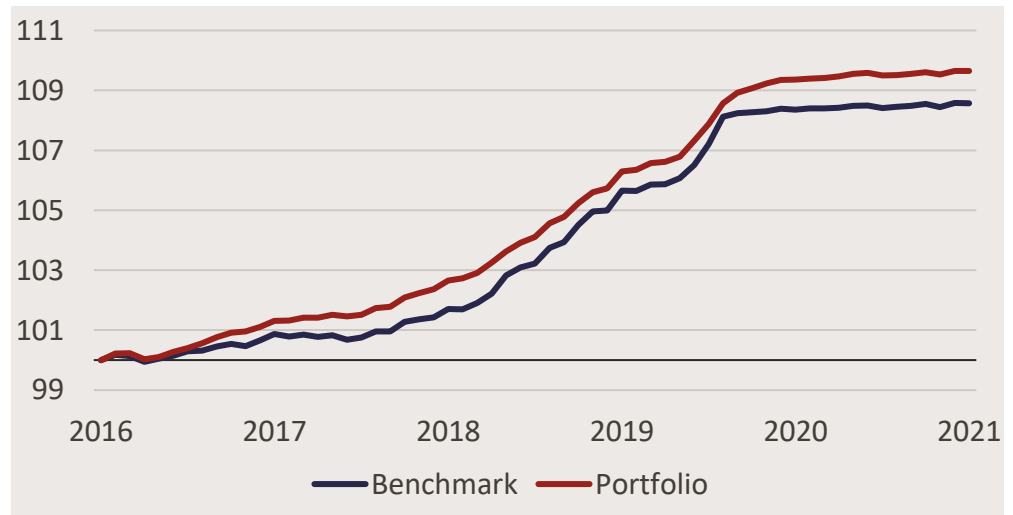
### Performance

	1 M	3 M	YTD	1 Y	3 Y <sup>(a)</sup>	5 Y <sup>(a)</sup>	S. I. <sup>(a)</sup>
Benchmark (%)	-0.02	0.02	0.08	0.20	2.20	1.66	1.69
Portfolio (%)	0.00	0.04	0.09	0.27	2.22	1.86	1.88
Relative (%)	0.01	0.01	0.01	0.07	0.02	0.20	0.19

### Annual Performance %



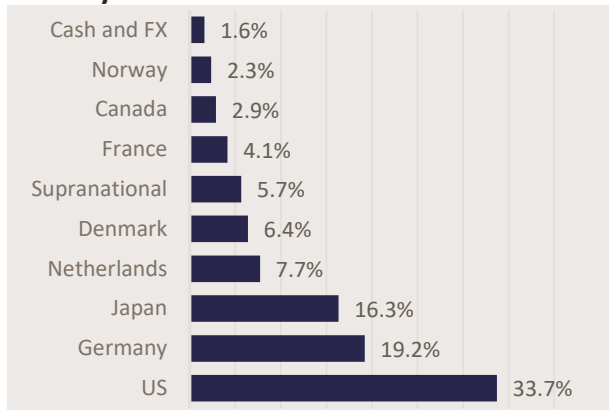
### 5 Year Cumulative



Source: CAIM unless otherwise specified. Performance is calculated at Gross of Fee.

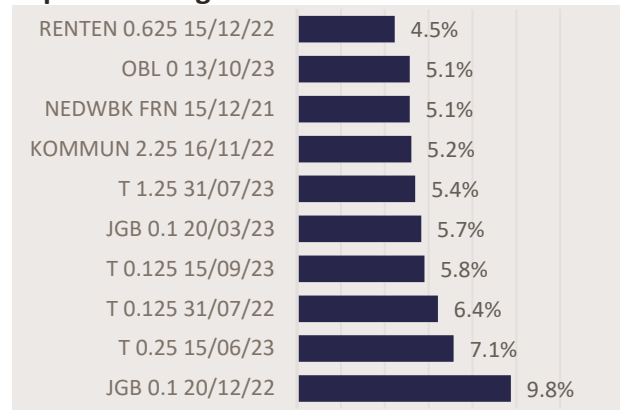
(a) Annualised Performance. (b) Using 60 month rolling data.

**Country Allocation**



Totals may not sum due to rounding.

**Top 10 Holdings**

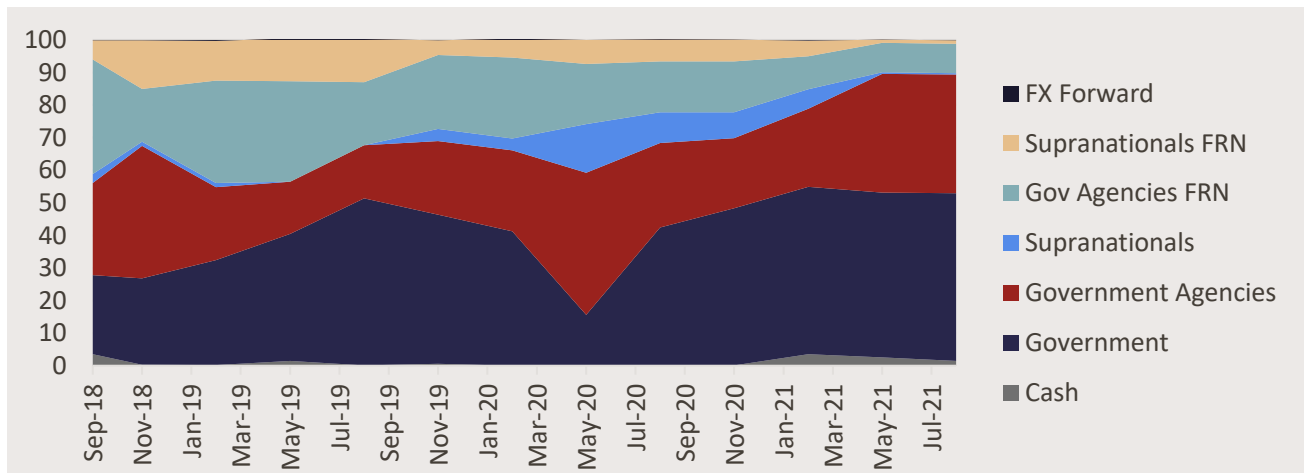


**Investment Objective**

The Portfolio pursues its investment objective by investing in a broad range of high quality, fixed income and floating rate instruments issued or guaranteed by Developed Market governments and their agencies and supranational issuers whose minimum credit rating (with the exception of the benchmark sovereigns) is AA- by Standard & Poor’s or its equivalent. The Portfolio may also invest in covered bonds subject to the 10% of the Portfolio’s value limit. The Portfolio may also seek to obtain exposure in the foreign exchange market with no more than 5% exposure to a single currency and not to exceed the total aggregated open FX exposure of 10% of the Portfolio’s value at any time.

In pursuing the Portfolio’s investment objective, CAIM’s investment team will seek to enhance the Portfolio’s return via active management and managing overall volatility of returns. The investment philosophy is based on relative value analysis aiming to identify and select those instruments which offer attractive risk /return profiles to other similar securities, consistent with capital preservation goals and liquidity. The Portfolio will also take active duration positions vs. its benchmark. The Portfolio’s benchmark is ICE BofA 1-3 Year G7 Excluding Italy Government Index.

**Sector Allocation 3 years**



**Disclaimer**

This communication is intended for professional clients and eligible counterparties only. Past performance is not a reliable indicator of future results. Performance results are calculated before management fees and after trading expenses. Information contained in this publication is compiled from industry sources which we consider to be accurate and reliable. There is no representation or warranty of any kind, whether express or implied, regarding the accuracy or completeness of the information given. The information provided does not constitute advice and it should not be relied on as such. Any views or opinions expressed are those of Crown Agents Investment Management Ltd and are subject to change due to market and other conditions and should not be taken as statements of policy or intent. Crown Agents Investment Management Ltd accept no liability for the impact of any decisions made based on the information provided in this publication.

Crown Agents Investment Management Limited. Registered in England & Wales. No: 2169973. Vat Reg No: GB 340 679841.

Authorised and regulated by the Financial Conduct Authority