

1–3yr G7 Government Portfolio Liquidity Tranche Solution

CrownAgents
Investment Management

As at 31 January 2020

Key Facts

Objective

Low Risk Strategy

Benchmark

ICE BAML 1–3yr G7 ex. Italy
Government Index USD Hedged

Strategy

Active Duration
and Credit Management

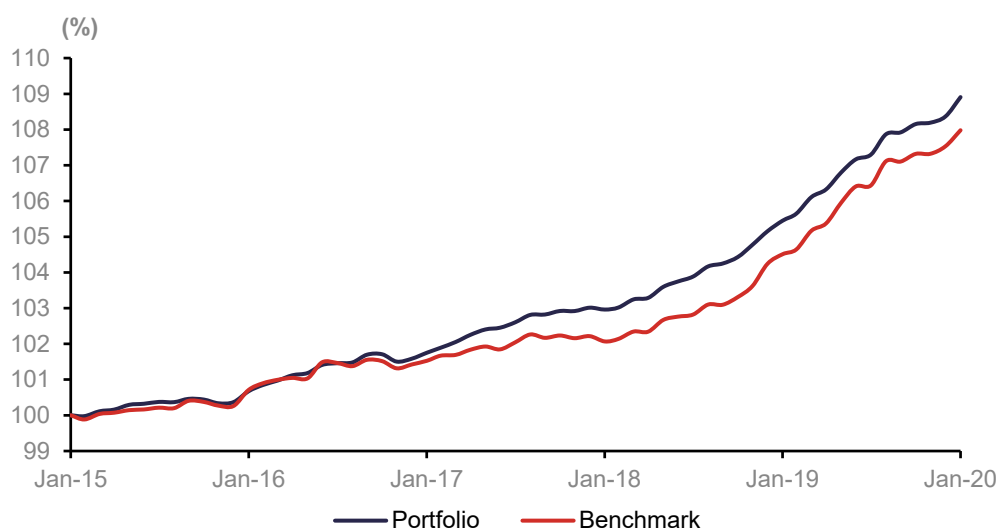
Inception Date

April 1990

Performance

	1M	3M	YTD	1Y	3Y ^(c)	5Y ^(c)	S.I. ^(c)
Portfolio	0.50	0.20	0.50	3.28	2.29	1.72	1.95
Benchmark	0.42	0.20	0.42	3.32	2.08	1.55	1.75

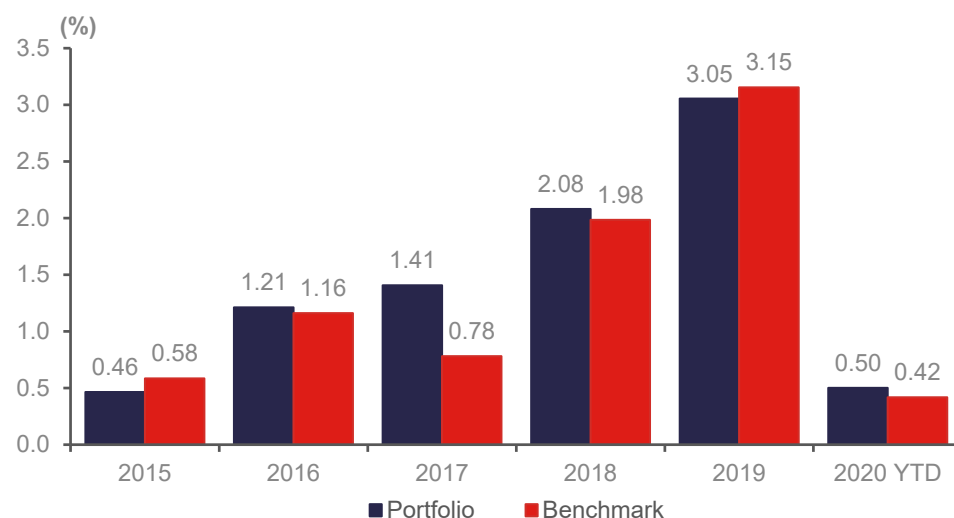
5 Year Cumulative^(d)



Risk Measures

	1 Year ^(a)	3 Year ^(b)
Volatility		
Portfolio	0.61	0.50
Benchmark	0.78	0.69
Tracking Error	0.25	0.26
Information Ratio	-0.16	0.83
Sharpe Ratio	1.75	1.19

Annual Performance



www.caiml.com



caimlenquiries@caiml.com



+44 (0)20 3903 2500



+44 (0)20 8643 9113

Source: CAIM / ICE BAML

a Using 12 month rolling data

b Using 36 month rolling data

c Annualised Performance, Inception date April 1990

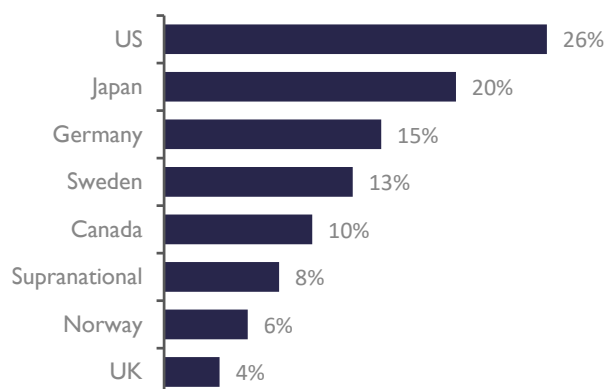
d Performance results are calculated before management fees and after trading expenses

1–3yr G7 Government Portfolio Liquidity Tranche Solution

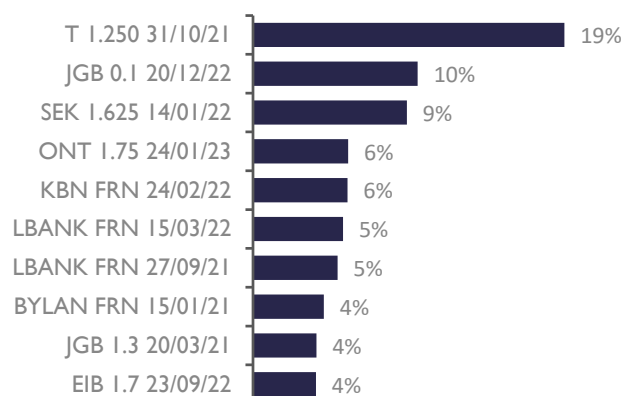
CrownAgents
Investment Management

As at 31 January 2020

Country Allocation (a)



Top Holdings



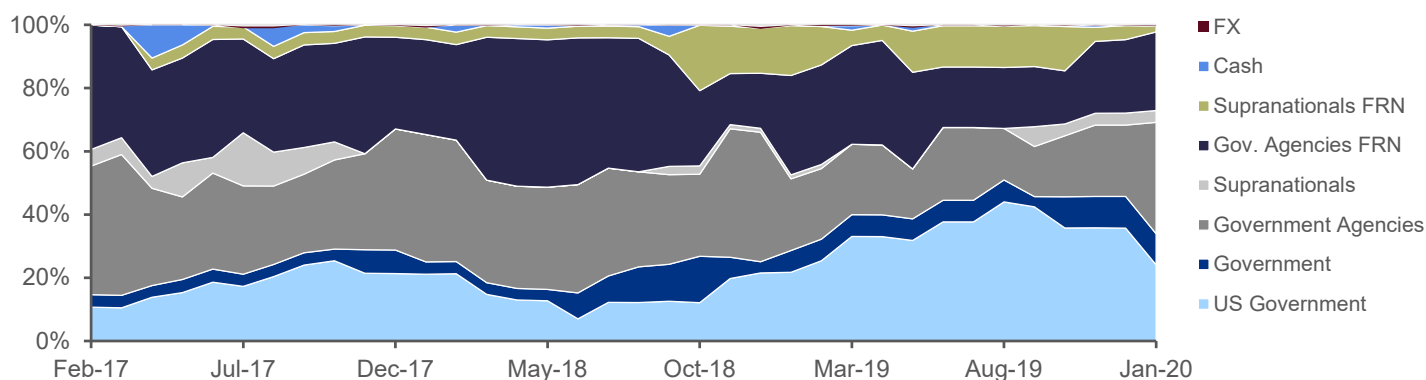
Portfolio Commentary

Portfolio turnover in January was exceptionally high. We increased interest rate duration exposure, taking our active exposure closer to the benchmark. We transitioned from FRNs and shorter dated fixed coupon assets into newly issued bonds which we deemed to have attractive valuations. Going forward, at this stage, we would normally anticipate reducing interest rate exposure given the stressed bond market valuations. However, given the high level of uncertainty regarding implications of the coronavirus to the real economy and the size of possible downgrades to regional and global growth rates, it is not possible to accurately forecast for the path of interest rates in the United States over the near term.

Economic and Market Commentary

Global fixed income markets opened the year on a very strong note. Geopolitical developments, including the unprecedented US action of killing of a senior Iranian general, increased market uncertainty and triggered a wave of additional demand for safe haven assets such as treasury bonds. Global equity markets fell sharply in the fallout from the new coronavirus (2019-nCoV). Fears of a repeat of SARS (or possibly something worse) pushed equity prices lower, while US treasuries benefited from increased 'risk reduction' demand. As a result, US treasuries delivered one of the best performing months since December 2018. Interest rate futures now imply a very high probability of a rate cut by the Federal Reserve over the near term.

Asset Allocation Variation Over Prior 3 Years



Disclaimer

This communication is intended for professional clients and eligible counterparties only. Past performance is not a reliable indicator of future results. Performance results are calculated before management fees and after trading expenses. Information contained in this publication is compiled from industry sources which we consider to be accurate and reliable. There is no representation or warranty of any kind, whether express or implied, regarding the accuracy or completeness of the information given. The information provided does not constitute advice and it should not be relied on as such. Any views or opinions expressed are those of Crown Agents Investment Management Ltd and are subject to change due to market and other conditions and should not be taken as statements of policy or intent. Crown Agents Investment Management Ltd accept no liability for the impact of any decisions made based on the information provided in this publication.

Crown Agents Investment Management Limited. Registered in England & Wales. No: 2169973. Vat Reg No: GB 340 679841.

Authorised and regulated by the Financial Conduct Authority

Source: CAIM / ICE BAML

a Percentages may not sum up to 100% due to rounding